



Shri Vaishnav Vidyapeeth Vishwavidyalaya, Indore
Shri Vaishnav Institute of Textile Technology
Choice Based Credit System (CBCS) in Light of NEP-2020
B. Sc. (Fashion Design)
(2021-2024)

COURSE CODE	CATEGORY	COURSE NAME	TEACHING & EVALUATION'S SCHEME								
			THEORY			PRACTICAL		L	T	P	CREDITS
			END SEM University Exam	Two Term Exam	Teachers Assessment*	END SEM University Exam	Teachers Assessment*				
BSFD401	DCC	FASHION ILLUSTRATION AND DESIGN	60	20	20	0	20	3	1	2	5

Legends: L - Lecture; T - Tutorial/Teacher Guided Student Activity; P - Practical; C - Credit.

*Teacher Assessment shall be based following components: Quiz/Assignment/ Project/Participation in Class, given that no component shall exceed more than 10 marks.

Course Educational Objective (CEOs):

1. To introduce about the anatomy of human figure and measurement
2. To study the drafting and its layout
3. To demonstrate the development of dress forms fitting and pattern alterations
4. To survey for the size and grade determination of garments

Course Outcomes (Cos):

Students will be able to:

1. Draw and measure the garment as per specification of human body
2. Make and check the drafting layouts
3. Prepare and modify the designs based on dress form provided
4. Fix grade and alter the pattern and final products as customized by the end user

SYLLABUS

Unit I

10 HRS

Anatomy: proportion and disproportion of human figure. Figure types and variations-normal figures measurements and its importance. Standard body measurements for children, ladies and gents. Sequence of taking body measurements for various age groups and sex-recording of measurements, standardization of body measurements.

Unit II

12 HRS

Drafting: Consideration while cutting paper patterns-preparation of paper patterns, importance of paper patterns-types, Principles for pattern drafting - Advantages. Layout-open layout- Lengthwise layout- Crosswise layout- Double layout- combination. layout-principles of layout-laying of different patterns on different types of fabric. Drafting basic pattern for body, sleeve, collar, yoke, and skirt.

Unit III


11 HRS


Style reading: Preparation of dress form and draping fabric for various garments-Advantages of draping style reading of basic bodies, different types of collars, sleeves, cuffs and pockets. Flat pattern techniques: Fitting and pattern alteration: fitting-definition-principles of a good fit. Causes for poor fit, checking the fit of a garment, solving fitting problems in various garments-basic principles, fitting techniques.


Unit IV


09 HRS

Pattern alterations: Importance of altering patterns, principles of pattern alterations, common pattern, alterations in a blouse. Alteration of pattern for irregular figures. Pattern Grading: Master grades-basic back grading-basic front grading-basic sleeve grading-basic collar


 Chairperson
 Board of Studies
 Shri Vaishnav Vidyapeeth
 Vishwavidyalaya, Indore


 Chairperson
 Faculty of Studies
 Shri Vaishnav Vidyapeeth
 Vishwavidyalaya, Indore


 Controller of Examination
 Shri Vaishnav Vidyapeeth
 Vishwavidyalaya, Indore


 Joint Registrar
 Shri Vaishnav Vidyapeeth
 Vishwavidyalaya, Indore



Shri Vaishnav Vidyapeeth Vishwavidyalaya, Indore
Shri Vaishnav Institute of Textile Technology
Choice Based Credit System (CBCS) in Light of NEP-2020
B. Sc. (Fashion Design)
(2021-2024)

COURSE CODE	CATEGORY	COURSE NAME	TEACHING & EVALUATION SCHEME								
			THEORY			PRACTICAL		L	T	P	CREDITS
			END SEM University Exam	Two Term Exam	Teachers Assessment*	END SEM University Exam	Teachers Assessment*				
BSFD401	DCC	FASHION ILLUSTRATION AND DESIGN	60	20	20	0	20	3	1	2	5

Legends: L - Lecture; T - Tutorial/Teacher Guided Student Activity; P - Practical; C - Credit.

*Teacher Assessment shall be based following components: Quiz/Assignment/ Project/Participation in Class, given that no component shall exceed more than 10 marks.

grading-basic facing grading of one piece collar and lapel-grading of set in sleeves-principles of grading full raglan sleeve, principles of magyar sleeves.

Unit V

10 HRS


Garments sizing and surveys: women's grading increments reference-area commentaries-selecting a grading system. Multi track grading: track grading-simplified two dimensional system-trouser grading-Jacket grading-shirt sizing and grading-Men's waistcoat-grading and size charts

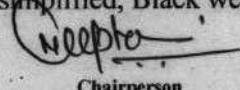
List of Practical (Expand it if needed):


1. Study of types and techniques of illustration
2. Study of basic human anatomy.
3. Constant proportions - Children-Men and Women in Various poses.
4. Drawing face and hairstyles.
5. Drawing arms and legs with accessories.
6. Design details -Silhouette and its types.
7. Drawing different types of necklines, collars, sleeves and cuffs.
8. Drawing blouses, skirts, pants and coats.
9. Costume drawing- Drawing the details on the anatomy - Sketching the fall of the fabric- Accessories drawing.
10. Sketching different types of garments and costumes with black pen, water color, sketching.

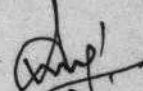
References:

1. Practical clothing construction, Thomson & Co. Madras, 1974 - Mary Mathews
2. Dress making simplified, Black well science, 1987 - Cock V.


Chairperson
Board of Studies
Shri Vaishnav Vidyapeeth
Vishwavidyalaya, Indore


Chairperson
Faculty of Studies
Shri Vaishnav Vidyapeeth
Vishwavidyalaya, Indore


Controller of Examination
Shri Vaishnav Vidyapeeth
Vishwavidyalaya, Indore


Joint Registrar
Shri Vaishnav Vidyapeeth
Vishwavidyalaya, Indore



Shri Vaishnav Vidyapeeth Vishwavidyalaya, Indore
Shri Vaishnav Institute of Textile Technology
Choice Based Credit System (CBCS) in Light of NEP-2020
B. Sc. (Fashion Design)
(2021-2024)

COURSE CODE	CATEGORY	COURSE NAME	TEACHING & EVALUATION SCHEME								
			THEORY			PRACTICAL		L	T	P	CREDITS
			END SEM University Exam	Two Term Exam	Teachers Assessment*	END SEM University Exam	Teachers Assessment*				
BSFD402	AECC	COMPUTER APPLICATION IN FASHION DESIGN	60	20	20	30	20	3	1	2	5

Legends: L - Lecture; T - Tutorial/Teacher Guided Student Activity; P - Practical; C - Credit.

*Teacher Assessment shall be based following components: Quiz/Assignment/ Project/Participation in Class, given that no component shall exceed more than 10 marks.

Course Educational Objective (CEOs):

- To familiarize students with various testing equipment's
- To make them understand the quality control and standardization. Course will provide the knowledge on the various fashion design software.
- Course will provide to understand and use different design software of Fashion garment & accessories.
- Course will provide hand of practice on design software

Course Outcomes (Cos):

Students will be able to:

- Understand the different types of design software .
- Make different design on software.
- Utilize available tools for making design .

SYLLABUS

Unit I

10 HRS

Overviews of computer application on fashion design, introduction of advanced version of design software. Applications, features, and types, requirements of hardware, installation process and attachments. Information regarding software, study latest software system.

Unit II

12 HRS

Introduction of textile printing, use and application. Significance of file menu, edit menu, draw a figured design on paper, view menu, color tools, filter, introduction of enhanced tools. Preparation of various designs by simulating on CAD.

Unit III

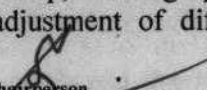
11 HRS


About Corel Draw, using the menus, standard toolbar, property bar and dialog boxes, drawing rectangle, ellipses, polygons, stars, spiral and graph paper, Drawing lines of all shapes and size, creating and manipulating text selecting and transforming objects, shaping objects, Filling and outlining objects, viewing, zooming and ordering, combining.


Unit IV


09 HRS

About Photoshop, using tool box, palettes and context menus, creating, operating and closing files changing canvas size, color modes and resolutions, understanding and working with layers, selecting areas picking and selecting colors, pattern creation with the rubber stamp, creating special images, practice block making on garment software, variant file, adjustment of different views of garment components, different techniques of pattern


 Chairperson
 Board of Studies
 Shri Vaishnav Vidyapeeth
 Vishwavidyalaya, Indore


 Chairperson
 Faculty of Studies
 Shri Vaishnav Vidyapeeth
 Vishwavidyalaya, Indore


 Controller of Examination
 Shri Vaishnav Vidyapeeth
 Vishwavidyalaya, Indore


 Joint Registrar
 Shri Vaishnav Vidyapeeth
 Vishwavidyalaya, Indore



Shri Vaishnav Vidyapeeth Vishwavidyalaya, Indore
Shri Vaishnav Institute of Textile Technology
Choice Based Credit System (CBCS) in Light of NEP-2020
B. Sc. (Fashion Design)
(2021-2024)

COURSE CODE	CATEGORY	COURSE NAME	TEACHING & EVALUATION SCHEME									
			THEORY			PRACTICAL			L	T	P	CREDITS
			END SEM University Exam	Two Term Exam	Teachers Assessment*	END SEM University Exam	Teachers Assessment*					
BSFD402	AECC	COMPUTER APPLICATION IN FASHION DESIGN	60	20	20	30	20	3	1	2	5	

Legends: L - Lecture; T - Tutorial/Teacher Guided Student Activity; P - Practical; C - Credit.

*Teacher Assessment shall be based following components: Quiz/Assignment/ Project/Participation in Class, given that no component shall exceed more than 10 marks.

making, notches, curve etc.

Unit V

10 HRS


Mood board, story board making bitmap pictures, different studios, different style for fashion garment, style creation, dress making, different tools for style, colour shade.

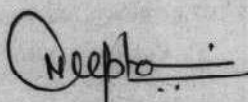
List of Practical (Expand it if needed):

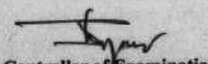
1. To study overview of Computer application on fashion
2. To study installation process with system confirmation
3. To study textile print software
4. To prepare design on textile printing software
5. To study corel draw with tools
6. To prepare design on corel draw
7. To study Photoshop with tools
8. To prepare design on photoshop
9. To study pattern making garment software
10. To study style creation software


References:

1. Men's wear pattern making, AlamParwez Khan, Punkaj Pub. Delhi, 2007
2. CAD Manuals
3. CAD-Cam Principles and applications, Rao, TMH
4. Corel draw
5. Photoshop
1. Lectra manual


Chairperson
Board of Studies
Shri Vaishnav Vidyapeeth
Vishwavidyalaya, Indore


Chairperson
Faculty of Studies
Shri Vaishnav Vidyapeeth
Vishwavidyalaya, Indore


Controller of Examination
Shri Vaishnav Vidyapeeth
Vishwavidyalaya, Indore


Joint Registrar
Shri Vaishnav Vidyapeeth
Vishwavidyalaya, Indore



Shri Vaishnav Vidyapeeth Vishwavidyalaya, Indore
Shri Vaishnav Institute of Textile Technology
Choice Based Credit System (CBCS) in Light of NEP-2020
B. Sc. (Fashion Design)
(2021-2024)

COURSE CODE	CATEGORY	COURSE NAME	TEACHING & EVALUATION SCHEME								
			THEORY			PRACTICAL		L	T	P	CREDITS
			END SEM University Exam	Two Term Exam	Teachers Assessment*	END SEM University Exam	Teachers Assessment*				
BSF403	DCC	FASHION ACCESSORY DESIGN - II	0	0	0	0	50	0	2	2	3

Legends: L - Lecture; T - Tutorial/Teacher Guided Student Activity; P - Practical; C - Credit.

*Teacher Assessment shall be based following components: Quiz/Assignment/ Project/Participation in Class, given that no component shall exceed more than 10 marks.

Course Educational Objective (CEOs):

1. Match accessories according to dress.
2. Select or identify design.

Course Outcomes (Cos):

Students will be able to:


1. Design their own creation
2. Can organize different accessories
3. Plan their style or create their own brand

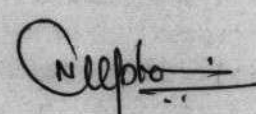
SYLLABUS


35 HRS

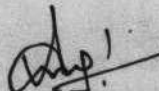
List of Practical (Expand it if needed):

1. Introduction to accessory design: - various types of shoes.
2. Introduction to accessory design: - various types of handbags.
3. Introduction to accessory design: - various types of hats.
4. Introduction to accessory design: - various types of gloves.
5. Introduction to accessory design: - various types belts.
6. Collection of materials related to the accessories based on different themes: - Tribal, ethnic, contemporary, traditional, and fusion (file work with theory, picture sample).
7. Collection and presentation of materials related to the accessories based on different themes: - tribal, ethnic, contemporary, traditional, and fusion (file work with articles).
8. To create accessories from each theme (head dress, foot wears, handbags, jewelry, belts, gloves etc).


Chairperson
Board of Studies
Shri Vaishnav Vidyapeeth
Vishwavidyalaya, Indore


Chairperson
Faculty of Studies
Shri Vaishnav Vidyapeeth
Vishwavidyalaya, Indore


Controller of Examination
Shri Vaishnav Vidyapeeth
Vishwavidyalaya, Indore


Joint Registrar
Shri Vaishnav Vidyapeeth
Vishwavidyalaya, Indore



Shri Vaishnav Vidyapeeth Vishwavidyalaya, Indore
Shri Vaishnav Institute of Textile Technology
Choice Based Credit System (CBCS) in Light of NEP-2020
B. Sc. (Fashion Design)
(2021-2024)


COURSE CODE	CATEGORY	COURSE NAME	TEACHING & EVALUATION SCHEME									
			THEORY			PRACTICAL			L	T	P	CREDITS
			END SEM University Exam	Two Term Exam	Teachers Assessment*	END SEM University Exam	Teachers Assessment*					
BSF403	DCC	FASHION ACCESSORY DESIGN - II	0	0	0	0	50	0	2	2	3	


Legends: L - Lecture; T - Tutorial/Teacher Guided Student Activity; P - Practical; C - Credit.


*Teacher Assessment shall be based following components: Quiz/Assignment/ Project/Participation in Class, given that no.component shall exceed more than 10 marks.


References:

1. Jay Diamond, Ellen Diamond. Fashion Apparel and Accessories.
2. France Borel. The Splendor of Ethnic Jewelry. NJ Abram Inc, New York.
3. MookherjeeAjit. 5000 Designs and Motifs from India. Dover Publications Inc.,
4. 1996.
5. Judith Rasband. Strategies for Women. Delmar Publishers London.
6. Mc Jimsey and Harriet. Art and Clothing Selection. Iowa State University Press,
7. Jowa. Jacob Solinger. Apparel Manufacturers Handbook.


Chairperson
Board of Studies
Shri Vaishnav Vidyapeeth
Vishwavidyalaya, Indore


Chairperson
Faculty of Studies
Shri Vaishnav Vidyapeeth
Vishwavidyalaya, Indore


Controller of Examination
Shri Vaishnav Vidyapeeth
Vishwavidyalaya, Indore


Joint Registrar
Shri Vaishnav Vidyapeeth
Vishwavidyalaya, Indore



Shri Vaishnav Vidyapeeth Vishwavidyalaya, Indore
Shri Vaishnav Institute of Textile Technology
Choice Based Credit System (CBCS) in Light of NEP-2020
B. Sc. (Fashion Design)
(2021-2024)

COURSE CODE	CATEGORY	COURSE NAME	TEACHING & EVALUATION SCHEME								
			THEORY			PRACTICAL		L	T	P	CREDITS
			END SEM University Exam	Two Term Exam	Teachers Assessment*	END SEM University Exam	Teachers Assessment*				
BSFD414	DSE	DYEING AND PRINTING	60	20	20	-	-	3	0	0	3

Legends: L - Lecture; T - Tutorial/Teacher Guided Student Activity; P - Practical; C - Credit.

*Teacher Assessment shall be based following components: Quiz/Assignment/ Project/Participation in Class, given that no component shall exceed more than 10 marks.

Course Educational Objective (CEOs):

1. To build an understanding about application of various pretreatment and dyeing processes
2. To impart knowledge about different methods and styles of printing

Course Outcomes (Cos):

Students will be able:

1. Identify different classes of dyes used for different textile materials
2. Choose the dyes and make recipe for dyeing different textile materials
3. Select the dyes and prepare suitable printing paste for printing textile materials.

SYLLABUS

Unit I Preparatory processes of dyeing and printing

10 HRS

Dry preparatory process: Mending, Shearing and Cropping, Singeing.

Desizing: Objectives, classification and mechanism of removal of starch in various methods; **Scouring:** Objectives, mechanism of removal of impurities, recipe and controlling parameters involved; **Bleaching:** Objectives of bleaching, hypochlorite, peroxide and chlorite bleaching; **Mercerization:** Objectives, Process parameters and operation.

Unit II Dyeing Theory

12 HRS

Concept of colour: Visible spectrum, wavelength, Primary and Secondary Colour, shade, tint, hue, chroma.

Classification of Dyes: according to solubility and according to application, Properties of dyes and pigments, adsorption, absorption and fixation of Dye on fiber; fastness properties of dyed fabrics

Unit III Application of dye on natural fibers


11 HRS


Application of Direct, Reactive, Vat, Sulphur, Azoic dyes on fabrics made up of cellulose fibres. Application of Acid, Basic and Reactive dyes on wool and silk fabrics.

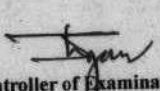
Unit IV Application of dye on synthetic fibers


09 HRS

Dyeing of polyester fabric using disperse dye; Dyeing of Nylon with acid dyes; dyeing of acrylic with cationic dyes.


Chairperson
Board of Studies
Shri Vaishnav Vidyapeeth
Vishwavidyalaya, Indore


Chairperson
Faculty of Studies
Shri Vaishnav Vidyapeeth
Vishwavidyalaya, Indore


Controller of Examination
Shri Vaishnav Vidyapeeth
Vishwavidyalaya, Indore


Joint Registrar
Shri Vaishnav Vidyapeeth
Vishwavidyalaya, Indore



Shri Vaishnav Vidyapeeth Vishwavidyalaya, Indore
Shri Vaishnav Institute of Textile Technology
Choice Based Credit System (CBCS) in Light of NEP-2020
B. Sc. (Fashion Design)
(2021-2024)

COURSE CODE	CATEGORY	COURSE NAME	TEACHING & EVALUATION SCHEME								
			THEORY			PRACTICAL		L	T	P	CREDITS
			END SEM University Exam	Two Term Exam	Teachers Assessment*	END SEM University Exam	Teachers Assessment*				
BSFD414	DSE	DYEING AND PRINTING	60	20	20	-	-	3	0	0	3

Legends: L - Lecture; T - Tutorial/Teacher Guided Student Activity; P - Practical; C - Credit.

*Teacher Assessment shall be based following components: Quiz/Assignment/ Project/Participation in Class, given that no component shall exceed more than 10 marks.


Unit V Printing


10 HRS


Object of Printing; Print Paste: Printing ingredients, preparation of print paste; Printing methods: block, screen printing, transfer printing; Drawbacks and advantages of each method; Study of different styles of printing: Direct, Discharge and Resist; Printing of cotton, silk and wool with dyes and pigments, Digital Printing Introductory.

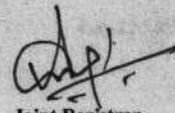
References:

1. **Dyeing and Chemical Technology of Textile Fibre** - Trotman, E.R., Charles Griffin and Co. Ltd., London, 1991.
2. **Technology of Bleaching and Mercerizing - Vol. II** - Shenai, V.A., Sevak Publications Mumbai, 1991.
3. **Principle and Practice of Dyeing** - Shenai, V.A., Sevak Publisher, Bombay, 1991.
4. **Textile Preparation & Dyeing** - A K Roy Choudhary, Science Publishers, USA, 2006.
5. **Technology of Printing** - Shenai V A, Sevak Publications, Mumbai, 1990.
6. **Advances in the dyeing and finishing of technical textiles** - Gulrajani M. L. Woodhead Publishing Ltd., 2013.
7. **Chemical Technology in the Pre-treatment Process of Textiles** -. Karmakar S. R., Elsevier sciences B.V., 1999.


Chairperson
Board of Studies
Shri Vaishnav Vidyapeeth
Vishwavidyalaya, Indore


Chairperson
Faculty of Studies
Shri Vaishnav Vidyapeeth
Vishwavidyalaya, Indore


Controller of Examination
Shri Vaishnav Vidyapeeth
Vishwavidyalaya, Indore


Joint Registrar
Shri Vaishnav Vidyapeeth
Vishwavidyalaya, Indore



Shri Vaishnav Vidyapeeth Vishwavidyalaya, Indore
Shri Vaishnav Institute of Textile Technology
Choice Based Credit System (CBCS) in Light of NEP-2020
B. Sc. (Fashion Design)
(2021-2024)

COURSE CODE	CATEGORY	COURSE NAME	TEACHING & EVALUATION SCHEME								
			THEORY			PRACTICAL		L	T	P	CREDITS
			END SEM University Exam	Two Term Exam	Teachers Assessment*	END SEM University Exam	Teachers Assessment*				
BSFD424	DSE	NONWOVEN MATERIALS	60	20	20	0	0	3	0	0	3

Legends: L - Lecture; T - Tutorial/Teacher Guided Student Activity; P - Practical; C - Credit.

*Teacher Assessment shall be based following components: Quiz/Assignment/ Project/Participation in Class, given that no component shall exceed more than 10 marks.

Course Educational Objective (CEOs):

1. To provide knowledge on the fundamentals of manufacturing process of nonwoven fabrics.
2. To provide knowledge on the technical requirements and the physical and mechanical properties of nonwoven fabrics


Course Outcomes (Cos):


Student will be able

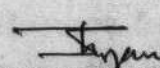
1. Explain the importance of the nonwoven fabrics.
2. Solve the problems occurred during manufacturing of nonwovens.
3. Develop the different structure of nonwovens.
4. Analyze the physical and mechanical behavior of nonwovens.
5. Explain the principle & manufacturing process of hydro entangled nonwoven fabrics.

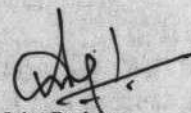
SYLLABUS

- Unit I** **10 HRS**
Historical background of nonwovens, definition, stages in Nonwoven manufacturing, Web Forming Techniques: carding parallel laid web and cross laid web. Classification of nonwoven – on the basis of use, manufacturing process, web formation and bonding.
- Unit II** **12 HRS**
Dry laid webs – fibre selection, fibre preparation, web formation and layering. Wet laid nonwoven – Raw materials, production process, special features of the wet laid process and its product. Spun laced webs
- Unit III** **11 HRS**
Mechanically bonded webs – needle punched nonwovens, Application of needle punching, stitch bonded nonwovens, applications. Thermally bonded nonwovens – binder, binding fibres, binding powder, binding webs, methods of thermal bonding – Hot calendaring, belt Calendaring, oven bonding, ultrasonic bonding, radiant heat bonding.
- Unit IV** **09 HRS**
Nonwoven fabric bonding technique – mechanical bonding, adhesive bonding (Chemical bonding) and Thermal bonding. Elementary idea of production of laminated and composite nonwoven material
- Unit V** **10 HRS**
Hydro entangled nonwovens advantages and disadvantages– Bonding process, water system, web drying, properties of spun laced webs, applications.


Chairperson
Board of Studies
Shri Vaishnav Vidyapeeth
Vishwavidyalaya, Indore


Chairperson
Faculty of Studies
Shri Vaishnav Vidyapeeth
Vishwavidyalaya, Indore


Controller of Examination
Shri Vaishnav Vidyapeeth
Vishwavidyalaya, Indore


Joint Registrar
Shri Vaishnav Vidyapeeth
Vishwavidyalaya, Indore



Shri Vaishnav Vidyapeeth Vishwavidyalaya, Indore
Shri Vaishnav Institute of Textile Technology
Choice Based Credit System (CBCS) in Light of NEP-2020
B. Sc. (Fashion Design)
(2021-2024)


COURSE CODE	CATEGORY	COURSE NAME	TEACHING & EVALUATION SCHEME								
			THEORY			PRACTICAL		L	T	P	CREDITS
			END SEM University Exam	Two Term Exam	Teachers Assessment*	END SEM University Exam	Teachers Assessment*				
BSFD424	DSE	NONWOVEN MATERIALS	60	20	20	0	0	3	0	0	3

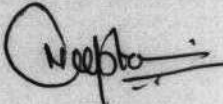
Legends: L - Lecture; T - Tutorial/Teacher Guided Student Activity; P – Practical; C – Credit.

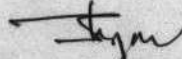
*Teacher Assessment shall be based following components: Quiz/Assignment/ Project/Participation in Class, given that no component shall exceed more than 10 marks.


References:

1. Nonwoven Process Performance & Testing – Turbak
2. Nonwoven Fabric Construction Synthetic Fibres – Jan-Mar 2007.
3. Proceedings of the Seminar - Nonwoven Technology Market & Product Potential, IIT, New Delhi December 2006.


Chairperson
Board of Studies
Shri Vaishnav Vidyapeeth
Vishwavidyalaya, Indore


Chairperson
Faculty of Studies
Shri Vaishnav Vidyapeeth
Vishwavidyalaya, Indore


Controller of Examination
Shri Vaishnav Vidyapeeth
Vishwavidyalaya, Indore


Joint Registrar
Shri Vaishnav Vidyapeeth
Vishwavidyalaya, Indore



Shri Vaishnav Vidyapeeth Vishwavidyalaya, Indore
Shri Vaishnav Institute of Textile Technology
Choice Based Credit System (CBCS) in Light of NEP-2020
B. Sc. (Fashion Design)
(2021-2024)

COURSE CODE	CATEGORY	COURSE NAME	TEACHING & EVALUATION SCHEME								
			THEORY			PRACTICAL		L	T	P	CREDITS
			END SEM University Exam	Two Term Exam	Teachers Assessment*	END SEM University Exam	Teachers Assessment*				
BSFD434	DSE	HOME TEXTILE	60	20	20	-	-	3	-	-	3

Legends: L - Lecture; T - Tutorial/Teacher Guided Student Activity; P - Practical; C - Credit.

*Teacher Assessment shall be based following components: Quiz/Assignment/ Project/Participation in Class, given that no component shall exceed more than 10 marks.

Course Educational Objective (CEOs):

1. Correctly demonstrate the principle and manufacturing process of home textile products.
2. Understand the requirement, importance and application area of home textiles.

Course Outcomes (Cos):

Student will be able

1. Design the product as per customer requirement.
2. Solve technical problems related to manufacturing of home textiles.
3. Develop the more technical property oriented products.

SYLLABUS

Unit I

10 HRS

Textile for seating – Upholstery fabrics for domestic applications scope, fixed upholstery, non-stretch loose covers, stretch covers. Upholstery fabrics for contract use general, automotive applications, Commercial applications.

Unit II

12 HRS

Window Textiles – Sun filters (Sheers and nets), Semi-sheers, Reflective textiles, curtain fabrics & drapes, Blinds.

Unit III

11 HRS

Bed Textiles – Sheets & Pillow Cases, Quilted Textile, Blankets & Rugs - Jacquard blankets, Printed blankets, Fire proof blankets, Baby blankets. Bed Spreads, Mattress covers, (Ticking)

Unit IV


09 HRS


Bathroom Textiles - General shower curtains, Terry Toweling.


Unit V


10 HRS

Table Textiles – Table cloths – Colour – Woven & Printed type, jacquard types, embroidered types, non-woven types. Table mats – Colour, woven, Printed jacquard, embroidered


Chairperson
Board of Studies
Shri Vaishnav Vidyapeeth
Vishwavidyalaya, Indore


Chairperson
Faculty of Studies
Shri Vaishnav Vidyapeeth
Vishwavidyalaya, Indore


Controller of Examination
Shri Vaishnav Vidyapeeth
Vishwavidyalaya, Indore


Joint Registrar
Shri Vaishnav Vidyapeeth
Vishwavidyalaya, Indore



Shri Vaishnav Vidyapeeth Vishwavidyalaya, Indore
Shri Vaishnav Institute of Textile Technology
Choice Based Credit System (CBCS) in Light of NEP-2020
B. Sc. (Fashion Design)
(2021-2024)


COURSE CODE	CATEGORY	COURSE NAME	TEACHING & EVALUATION SCHEME								
			THEORY			PRACTICAL		L	T	P	CREDITS
			END SEM University Exam	Two Term Exam	Teachers Assessment*	END SEM University Exam	Teachers Assessment*				
BSFD434	DSE	HOME TEXTILE	60	20	20	--	--	3	-	-	3


Legends: L - Lecture; T - Tutorial/Teacher Guided Student Activity; P - Practical; C - Credit.

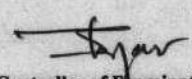
***Teacher Assessment** shall be based following components: Quiz/Assignment/ Project/Participation in Class, given that no component shall exceed more than 10 marks.


References:

1. Textile Floor coverings - G.H. Crawshaw
2. Textile Progress - Vol.9, No.2, TheTextile Inst. Publisher.
3. Interior Furnishings - Textile Progress, Vol.11, No.1, By Mortimer O.Shea, TheTextile Inst. Publication
4. Performance of Home Textiles - Subrata Das, Woodhead Publications India PvtLtd.


Chairperson
Board of Studies
Shri Vaishnav Vidyapeeth
Vishwavidyalaya, Indore


Chairperson
Faculty of Studies
Shri Vaishnav Vidyapeeth
Vishwavidyalaya, Indore


Controller of Examination
Shri Vaishnav Vidyapeeth
Vishwavidyalaya, Indore


Joint Registrar
Shri Vaishnav Vidyapeeth
Vishwavidyalaya, Indore



Shri Vaishnav Vidyapeeth Vishwavidyalaya, Indore
Shri Vaishnav Institute of Textile Technology
Choice Based Credit System (CBCS) in Light of NEP-2020
B. Sc. in Fashion Design (2021-24)

COURSE CODE	CATEGORY	COURSE NAME	TEACHING & EVALUATION SCHEME								
			THEORY			PRACTICAL		L	T	P	CREDITS
			END SEM University Exam	Two Term Exam	Teachers Assessment*	END SEM University Exam	Teachers Assessment*				
BSFD405	DCC	Advanced Garment Construction and Quality	60	20	20	30	20	3	0	2	4

Legends: L - Lecture; T - Tutorial/Teacher Guided Student Activity; P - Practical; C - Credit:

***Teacher Assessment** shall be based following components: Quiz/Assignment/ Project/Participation in Class, given that no component shall exceed more than 10 marks.

Course Educational Objectives (CEOs):

1. To understand the techniques of developing different garments.
2. To know the Advance garment constructions.
3. To understand the woven and knitted fabric construction.

Course Outcomes (COs) : After completion of this course the students will be able

1. To create the design and the variation in necklines.
2. To understand the techniques to develop different types of garment components like placket, pocket, collar, sleeves.
3. To construct and demonstrate the design of girl top with princess line.
4. To understand the creative design types of advanced garment constructions.
5. To demonstrate the knowledge of woven and knitted fabric construction.

Syllabus

Unit-I Necklines Construction

9h

Variation of necklines-construction of - V, U, round, square, sweet-heart, necklines, Designer neckline construction. Variation of Sleeves-Construction of - cap, puff, petal, lantern, bell, leg-o-mutton, wedding sleeve, and bishop sleeve.

Unit-II Collar, Pocket and placket Construction


9h


Collars-Constructing - Shirt collar, roll collar, and built-up neck lines Cuff- self faced and roll up cuff. Constructing: Pockets and Plackets, pointed placket with facing, pocket (book pocket) Welt pocket variation- Single, Double with flap.


Unit-III Girls' Top Construction

9h


Chairperson
Board of Studies
Shri Vaishnav Vidyapeeth
Vishwavidyalaya, Indore


Chairperson
Faculty of Studies
Shri Vaishnav Vidyapeeth
Vishwavidyalaya, Indore


Controller of Examination
Shri Vaishnav Vidyapeeth
Vishwavidyalaya, Indore


Joint Registrar
Shri Vaishnav Vidyapeeth
Vishwavidyalaya, Indore



Shri Vaishnav Vidyapeeth Vishwavidyalaya, Indore
Shri Vaishnav Institute of Textile Technology
Choice Based Credit System (CBCS) in Light of NEP-2020
B. Sc. in Fashion Design (2021-24)

COURSE CODE	CATEGORY	COURSE NAME	TEACHING & EVALUATION SCHEME								
			THEORY			PRACTICAL		L	T	P	CREDITS
			END SEM University Exam	Two Term Exam	Teachers Assessment*	END SEM University Exam	Teachers Assessment*				
BSFD405	DCC	Advanced Garment Construction and Quality	60	20	20	30	20	3	0	2	4

Legends: L - Lecture; T - Tutorial/Teacher Guided Student Activity; P – Practical; C – Credit:

***Teacher Assessment** shall be based following components: Quiz/Assignment/ Project/Participation in Class, given that no component shall exceed more than 10 marks.

Fullness along princess' line. Construction of front with princess line. Attach front & back. Fullness at semi-yoke above bust. Construction of bust. with yoke. Attach front & back.

Unit-IV Construction of garments

9h

Women and men wear -Shirt, front back, with placket pocket and cuff, salwar, Churidar, Kurta, variation in women kurta design- Semi circle, circular, A-Line. Blouse.

Unit-V Knitted fabric

9h

Knitting- Definition, History, Classification of knitting. Comparison of woven & knitted fabrics. Types of knitting- Hand & machine. General terms & principles of knitting technology, Basic knitting elements: Needles (Latch needle, Beard needle, Compound needle), Sinker, Cam, T-shirt Construction.


Textbooks:


1. Garment Production for Fashion Start-ups, Chris Walker, 2017.
2. The Sewing Book: Over 300 Step-by-Step Techniques, Alison Smith, DK Publisher, 2018.
3. Garment Construction: A Complete Course on Making Clothing for Fit and Fashion, Colleen Dorsey, Fox Chapel Publishing, 2011.

References:

1. Advanced garment construction guide, M. Sumithra, Woodhead Publishing India, 2021.
2. Garment Manufacturing: Processes Practices and Technology, Prasanta Sarkar, Mudranik Technologies Pvt Ltd, 2015.
3. Apparel Manufacturing Handbook Van Nostrand Reinhold Co., Jacob Solinger 1980, New York.
4. Pattern Making for Fashion Design, 3rd Edition Prentice Hall, Helen Joseph Armstrong 2000


Chairperson
Board of Studies
Shri Vaishnav Vidyapeeth
Vishwavidyalaya, Indore


Chairperson
Faculty of Studies
Shri Vaishnav Vidyapeeth
Vishwavidyalaya, Indore


Controller of Examination
Shri Vaishnav Vidyapeeth
Vishwavidyalaya, Indore


Joint Registrar
Shri Vaishnav Vidyapeeth
Vishwavidyalaya, Indore



Shri Vaishnav Vidyapeeth Vishwavidyalaya, Indore
Shri Vaishnav Institute of Textile Technology
Choice Based Credit System (CBCS) in Light of NEP-2020
B. Sc. in Fashion Design (2021-24)

COURSE CODE	CATEGORY	COURSE NAME	TEACHING & EVALUATION SCHEME								
			THEORY			PRACTICAL		L	T	P	CREDITS
			END SEM University Exam	Two Term Exam	Teachers Assessment*	END SEM University Exam	Teachers Assessment*				
BSFD405	DCC	Advanced Garment Construction and Quality	60	20	20	30	20	3	0	2	4


Legends: L - Lecture; T - Tutorial/Teacher Guided Student Activity; P – Practical; C – Credit:


***Teacher Assessment** shall be based following components: Quiz/Assignment/ Project/Participation in Class, given that no component shall exceed more than 10 marks.


5. Clothing Construction I and II, Mary Mathews, Madras 1979.

List of Experiments (Expand it if needed)

1. Construct various types of necklines.
2. Construct the various types of collars.
3. To develop girls, top with yoke pattern.
4. To study pocket, plackets.
5. To develop men's wear shirt.
6. To develop women, wear salwar kurta.
7. To develop traditional wear for men.
8. To develop designer blouse for women.
9. To study knitted fabrics.
10. To construct a knitted T-shirt.


Chairperson
Board of Studies
Shri Vaishnav Vidyapeeth
Vishwavidyalaya, Indore


Chairperson
Faculty of Studies
Shri Vaishnav Vidyapeeth
Vishwavidyalaya, Indore


Controller of Examination
Shri Vaishnav Vidyapeeth
Vishwavidyalaya, Indore


Joint Registrar
Shri Vaishnav Vidyapeeth
Vishwavidyalaya, Indore