



## B. Tech. in Mechanical Engineering

SUBJECT CODE	Category	SUBJECT NAME	TEACHING & EVALUATION SCHEME								
			THEORY			PRACTICAL		L	T	P	CREDITS
			END SEM UNIVERSITY EXAM	TWO TERM EXAM	TEACHER ASSESSMENT*	END SEM UNIVERSITY EXAM	TEACHER ASSESSMENT*				
BTME601	DCS	ROTARY MACHINE	60	20	20	30	20	3	1	2	5

**Legends:** L - Lecture; T - Tutorial/Teacher Guided Student Activity; P – Practical; C - Credit;

\***Teacher Assessment** shall be based following components: Quiz/Assignment/ Project/Participation in Class, given that no component shall exceed more than 20 marks.

### Course Educational Objectives (CEOs)

To introduction with (A) Turbo Machinery, (B) Steam Turbines, Water Turbines, (C) Rotary Fans, Blowers and Compressors.

### Course Outcomes (COs)

After completion of this course the students are expected to be able to demonstrate following knowledge, skills and attitudes

1. Students would be able to understand the need of turbo machinery in power plant.
2. Students would be able to understand impulse and reaction machines.
3. Students will be able to understand working of steam turbine.
4. Students would be able to understand phenomenon of impact of jet on turbine blades.
5. Students would be able to understand how the power is transfer in power plant.
6. Students would be able to understand working of Rotary Fans, Blowers and Compressors.

## Syllabus

### Unit - I

**Introduction to Turbo Machinery:** Fluid Properties, Moment of momentum equation and Euler turbine equation, principles of impulse and reaction machines, degree of reaction, energy equation for relative velocities, one dimensional analysis only.

### Unit – II

**Water Turbines and Pumps:** Classification, Pelton, Francis and Kaplan turbines, vector diagrams and work-done, draft tubes, governing of water turbines. Centrifugal Pumps: classification, advantage over reciprocating type, definition of mano-metric head, gross head, static head, vector diagram and work done. Performance and characteristics: Application of dimensional analysis and similarity to water turbines and centrifugal pumps, unit and specific quantities, selection of machines, Hydraulic, volumetric, mechanical and overall efficiencies,

Chairman  
Board of Studies  
Shri Vaishnav Vidyapeeth Vishwavidyalaya

Joint Registrar  
Shri Vaishnav Vidyapeeth Vishwavidyalaya  
Indore



## **B. Tech. in Mechanical Engineering**

Main and operating characteristics of the machines, cavitation's.

### **Unit – III**

**Rotary Fans, Blowers and Compressors:** Classification based on pressure rise, centrifugal and axial flow machines. Centrifugal Blowers Vane shape, velocity triangle, degree of reactions, slip coefficient, size and speed of machine, vane shape and stresses, efficiency, characteristics, fan laws and characteristics. Centrifugal Compressor-Vector diagrams, work done, temp and pressure ratio, slip factor, work input factor, pressure coefficient, Dimensions of inlet eye, impeller and diffuser. Axial flow Compressors- Vector diagrams, work done factor, temp and pressure ratio, degree of reaction, Dimensional Analysis, Characteristics, surging, Polytropic and isentropic efficiencies.

### **Unit - IV**

**Steam Turbines:** Impulse staging, velocity and pressure compounding, utilization factor, analysis for optimum U.F Curtis stage, and Rateau stage, include qualitative analysis, effect of blade and nozzle losses on vane efficiency, stage efficiency, analysis for optimum efficiency, mass flow and blade height. Reactions staging: Parson's stages, degree of reaction, nozzle efficiency, velocity coefficient, stator efficiency, carry over efficiency, stage efficiency, vane efficiency, conditions for optimum efficiency, speed ratio, axial thrust, reheat factor in turbines, problem of radial equilibrium, free and forced vortex types of flow, flow with constant reaction, governing and performance characteristics of steam turbines.

### **Unit-V**

**Power Transmitting Turbo Machines:** Application and general theory, their torque ratio, speed ratio, slip and efficiency, velocity diagrams, fluid coupling and Torque converter, characteristics, Positive displacement machines and turbo machines, their distinction, Hydrostatic systems hydraulic intensifier, accumulator, press and crane.

### **Reference Books:**

1. "Turbomachinery", by VenkannaBK; Publisher: PHI, 2009.
2. "Turbomachinery", by Shepherd DG; 2005.
3. "An introduction to Energy Conversion Vol. III", by Kadambi V Manohar Prasad; Wiley Eastern Delhi, 2005.
4. "Fluid Mechanics & Fluid Machines", by Bansal R. K; Laxmi Publication, 2010.
5. "Steam Turbine: Theory & Practice", by Kearton W. J.

### **List of Experiments**

1. To study the characteristics of a centrifugal pump.
2. Verification of Impulse momentum principle.
3. To Study different types of pump.
4. To study different types of compressors.

  
Chairperson  
Board of Studies  
Shri Vaishnav Vidyapeeth Vishwavidyalaya

  
Joint Registrar  
Shri Vaishnav Vidyapeeth Vishwavidyalaya  
Indore



*Shri Vaishnav Vidyapeeth Vishwavidyalaya, Indore*

Think Excellence. Live Excellence.

### **B. Tech. in Mechanical Engineering**

5. To study of Pelton Turbine.
6. To study of Francis Turbine.
7. To study of Kaplan turbines.
8. To study Parson's Reaction Turbine.
9. To Study of fluid coupling and Torque converter.
10. To Study Hydrostatic systems hydraulic intensifier, accumulator, press and crane.

  
Chairman  
Board of Studies  
Shri Vaishnav Vidyapeeth Vishwavidyalaya

  
Joint Registrar  
Shri Vaishnav Vidyapeeth Vishwavidyalaya  
Indore



**B. Tech. in Mechanical Engineering**

SUBJECT CODE	Category	SUBJECT NAME	TEACHING & EVALUATION SCHEME								
			THEORY			PRACTICAL		L	T	P	CREDITS
			END SEM UNIVERSITY EXAM	TWO TERM EXAM	TEACHER ASSESSMENT*	END SEM UNIVERSITY EXAM	TEACHER ASSESSMENT*				
BTME612	DES	INTRODUCTION TO FINITE ELEMENT ANALYSIS	60	20	20	0	0	3	0	0	3

**Legends:** L - Lecture; T - Tutorial/Teacher Guided Student Activity; P – Practical; C - Credit;

**\*Teacher Assessment** shall be based following components: Quiz/Assignment/ Project/Participation in Class, given that no component shall exceed more than 20 marks.

**Course Educational Objectives (CEOs)**

(A) To familiarize students with the displacement-based finite element method for displacement and stress analysis and to introduce related analytical and computer tools. (B) To provides a bridge between hand calculations based on mechanics of materials and machine design and numerical solutions for more complex geometries and loading states. (C) To study approximate nature of the finite element method and convergence of results are examined.

**Course Outcomes (COs)**

After completion of this course the students are expected to be able to demonstrate following knowledge, skills and attitudes

1. Introduction to Engineering Analysis tool FEA its application in Linear static Analysis and 2D problems
2. Study of Finite Element modeling and simulation Techniques
3. Use of FEA in structural vibration and thermal Analysis
4. Study of Finite Element Software - ANSYS

**Syllabus**

**Unit - I**

**Basics of FEM:** Basic concept of Finite Element Method, Historical background, FEM Applications, General Description of FEM, Commercial FEM software packages, Spring element-stiffness matrix, boundary conditions, solving equations, Variation formulation approach- Rayleigh-Ritz method, Principle of minimum Potential Energy, Weighted residual methods. Initial value and boundary value problems, weighted residual Galerkin and Raleigh Ritz methods-review of Variation calculus, Integration by parts, Basics of variation formulation.

Chairperson  
Board of Studies

Shri Vaishnav Vidyapeeth Vishwavidyalaya  
Indore

Joint Registrar

Shri Vaishnav Vidyapeeth Vishwavidyalaya  
Indore





# Shri Vaishnav Vidyapeeth Vishwavidyalaya, Indore

Think Excellence. Live Excellence.

## B. Tech. in Mechanical Engineering,

### Unit - II

**Element Types and Characteristics:** Discretization of the domain, Basic element shapes, Aspect ratio, Shape functions, Generalized co-ordinates and nodal shape functions; 1D bar and beam elements, 2D rectangular and triangular elements; axis-symmetric elements.

### Unit - III

**Assembly of Elements and Matrices :** Concept of element assembly, Global and local coordinate systems, Band width and its effects, Banded and skyline assembly, Boundary conditions, Solution of simultaneous equations, Gaussian elimination and Chole's decomposition methods, Numerical integration, One and 2D applications

### Unit - IV

**Higher Order and Iso-parametric Elements:** One dimensional quadratic and cubic elements, Use of natural co-ordinate system, Area co-ordinate system continuity and convergence requirements, 2D rectangular and triangular requirement.

### Unit-V

**Structural Vibration and Dynamic Analysis:** Review of basic dynamic equations, Hamilton's principle, element mass matrices, free vibration (normal mode) analysis, Eigen values and Eigen vectors, Introduction to transient response analysis.

### Reference Books:

1. "Finite elements in Engineering", by Chandrupatla & Belagundu Prentice Hall of India Private Ltd., 1997.
2. "Finite Element Method in Engineering", by Rao S.S. Pregamon Press, 1989.
3. "Finite Element Analysis- Theory and Programming", Krishnamoorthy. C.S., Tata McGraw-Hill Publishing Co., 1987.
4. "An introduction to the Finite Element Method", by Reddy, J.N. McGraw Hill Book Company New York; 1984.
5. "The Finite Element Method in Engg. Science", by Zienkiewicz. O.C McGraw-Hill, London, 1977.
6. "Concepts and Applications of Finite Element Analysis", by Cook, Robert Davis ET all Willy, John & Sons, 1999.
7. "The Finite Element Method for Engineers", by Hubner. K.H., Donald. L.D, D.E. Smith, Ted G.Byron John, Willy & Sons, 1982.

Chairperson  
Board of Studies  
Shri Vaishnav Vidyapeeth Vishwavidyalaya  
Indore

Joint Registrar  
Shri Vaishnav Vidyapeeth Vishwavidyalaya  
Indore



# Shri Vaishnav Vidyapeeth Vishwavidhyalaya, Indore

## B. Tech. in <sup>Mechanical</sup> ~~Automobile~~ Engineering

SUBJECT CODE	Category	SUBJECT NAME	TEACHING & EVALUATION SCHEME								
			THEORY			PRACTICAL		L	T	P	CREDITS
			END SEM UNIVERSITY EXAM	TWO TERM EXAM	TEACHER ASSESSMENT*	END SEM UNIVERSITY EXAM	TEACHER ASSESSMENT*				
BTME622	DES	RESOURCE MANAGEMENT TECHNIQUES	60	20	20	0	0	3	0	0	3

**Legends:** L - Lecture; T - Tutorial/Teacher Guided Student Activity; P - Practical; C - Credit;  
Q/A - Quiz/Assignment/Attendance, MST Mid Sem Test.

\*Teacher Assessment shall be based following components: Quiz/Assignment/ Project/Participation in Class,

### Course Educational Objectives (CEOs):

To introduction with (A) the student should be made able to be familiar with resource management techniques. Learn to solve problems in linear programming and Integer programming.(B)The student should be made able to introduce methods of optimization to engineering students, network flow algorithms, CPM and PERT.(C)The student should be made able to understand interior point methods, quadratic programming, nonlinear programming, and heuristic methods.

### Course Outcomes (COs):

Upon successful completion of this course, the student will be able to understand:

1. Basic theoretical principles in optimization techniques
2. Formulation of optimization models
3. Solution methods in optimization using simplex method.
4. Apply integer programming and linear programming to solve real-life applications.
5. Methods of sensitivity analysis
6. Applications to a wide range of engineering problems PERT and CPM for problems in project management

## Syllabus

### Unit-I

**Linear programming** - Principal components of decision problem, Modeling phases ,LP Formulation and graphic solution, introduction to duality theory, Simplexmethod, big M method, Definition of dual problem- Primal, Dualrelationships- Dual simplex methods, Two-phase method, Sensitivity analysis.

### Unit-II

**Resource allocation Problem:** Transportation & assignment models, Mathematical model for Transportation problem, balanced and unbalanced problem -Assignment problem, Shortest route Problem.

### Unit-III

**Integer Programming** - Cutting plan algorithm - Branch and bound methods, Multistage (Dynamic) programming.

Chairperson  
Board of Studies

Shri Vaishnav Vidyapeeth Vishwavidyalaya  
Indore

Joint Registrar  
Shri Vaishnav Vidyapeeth Vishwavidyalaya  
Indore





## Shri Vaishnav Vidhyapeeth Vishwavidyalaya, Indore

### Unit-IV

**Classical Optimization Theory:** Unconstrained external problems, Newton Raphson method, Equality constraints - Jacobean methods, Lagrangian method, Kuhn Tucker conditions - Simple problems.

### Unit-V

**Project Evaluation:** Projectscheduling, projectnetwork, determination of critical path, project duration andslack time calculation, Cost considerations in project scheduling, Time charts and resource leveling -PERT, Critical path method

### Text Book:

1. "Operation Research", by H.A. Taha, Prentice Hall of India, 2002.

### References Books:

1. "Problems on operations research", by Gupta and Hira, S.Chand & Company, New Delhi, 1991.
2. "Operations Research, Panneerselvam", by R, Prentice – Hall of India, New Delhi, 2002.
3. "Quantitative Methods for Business", Anderson '8th Edition, Thomson Learning, 2002.
4. "Quantitative Techniques in Management", by Tata Vohra, Mc Graw Hill, 2002.
5. "Operation Research", by Anand Sarma, Himalaya Publishing House, 2003.

Chairperson  
Board of Studies  
Shri Vaishnav Vidyaapeeth Vishwavidyalaya  
Indore

Joint Registrar  
Shri Vaishnav Vidyaapeeth Vishwavidyalaya  
Indore



# Shri Vaishnav Vidyapeeth Vishwavidyalaya, Indore

Think Excellence. Live Excellence.

## B. Tech. in Mechanical Engineering

SUBJECT CODE	Category	SUBJECT NAME	TEACHING & EVALUATION SCHEME								
			THEORY			PRACTICAL		L	T	P	CREDITS
			END SEM UNIVERSITY EXAM	TWO TERM EXAM	TEACHER ASSESSMENT*	END SEM UNIVERSITY EXAM	TEACHER ASSESSMENT*				
BTME632	DES	ROBOTICS AND MACHINE VISION SYSTEM	60	20	20	0	0	3	0	0	3

**Legends:** L - Lecture; T - Tutorial/Teacher Guided Student Activity; P - Practical; C - Credit;

\***Teacher Assessment** shall be based following components: Quiz/Assignment/ Project/Participation in Class, given that no component shall exceed more than 20 marks.

### Course Educational Objectives (CEOs):

(A) Make the students to learn about the mechanical design of robots, various sensors and its application in the area of industrial robotics. (B) Impart knowledge in the area of mechanical design, sensors and programming of industrial robots. (C) Expose students to various applications of vision and challenges involved in each. (D) Impart knowledge on imaging, machine vision and its applications.

### Course Outcomes (COs):

After completion of this course the students are expected to be able to

1. Explain the various image processing and image analysis algorithms and the issues involved in applying them to various machine vision applications
2. Apply the basic concepts of optics in imaging.
3. Explain the various hardware components of an imaging system for machine vision applications.

## Syllabus

### Unit-I

**Introduction:** Types of Industrial Robots, definitions – classifications based on work envelope – Generations configurations and control loops, co-ordinate system – need for robot – basic parts and functions – specifications. Robot motion – Kinematics of Robot motion – Direct and Indirect kinematics Homogeneous transformations – linkages and joints – mechanism – method for location and orientation of objects – drive systems – end effectors – types, selection, classification and design of grippers – gripper force analysis. Functions of Sensors – Position and proximity's sensing – tactile sensing – sensing joint forces – vision system – object recognition and image transformation – safety monitoring sensor systems – image analysis – application of image processing.

**Chairperson  
Board of Studies**

**Shri Vaishnav Vidyapeeth Vishwavidyalaya  
Indore**

**Joint Registrar**  
**Shri Vaishnav Vidyapeeth Vishwavidyalaya  
Indore**





## **B. Tech. in Mechanical Engineering**

### **Unit-II**

**Robot Programming & AI Techniques:** Types of Programming, Teach pendant programming, Basic concepts in AI techniques, Concept of knowledge representations, Expert system and its components, Robotic cell layouts, Inter locks – Humanoid robots, Micro robots, Application of robots in surgery, Manufacturing industries, space and underwater.

### **Unit-III**

**Image Acquisition:** Human vision – Machine and Computer vision – Benefits, Block diagram and function. System implementation of industrial machine vision system. Light – Physics and Interactions, Refraction at a spherical surface – Thin Lens Equation Scene constraints – Lighting parameters – Lighting sources, Selection – Lighting Techniques – Types and Selection – Machine Vision Lenses and Optical Filters, Specifications and Selection – Imaging Sensors – CCD and CMOS, Specifications – Interface Architectures – Analog and Digital Cameras – Digital Camera Interfaces – Camera Computer Interfaces, Specifications and Selection – Geometrical Image formation models – Camera Calibration

### **Unit-IV**

**Image Processing:** Machine Vision Software, Fundamentals of Digital Image, Image Acquisition Modes – Image Processing in Spatial and Frequency Domain – Point Operation, Thresholding, Grayscale Stretching – Neighborhood Operations, Image Smoothing and Sharpening – Edge Detection – Binary Morphology – Color image processing

### **Unit-V**

**Machine Vision Analysis & Applications:** Feature extraction – Region Features, Shape and Size features, Texture Analysis, Template Matching and Classification – 3D Machine Vision Techniques, Decision Making. Machine vision applications in manufacturing, electronics, printing, pharmaceutical, textile, applications in non-visible spectrum, metrology and gauging, OCR and OCV, vision guided robotics – Field and Service Applications – Agricultural, and Bio medical field, augmented reality, surveillance, bio-metrics.

### **Text Books:**

1. "Robotics and Image Processing", by Janakiraman P.A. Tata McGraw Hill
2. "Introduction to Robotics , analyses , systems, applications", by Saeed B.Niku , Prentice Hall Pvt Ltd
3. "Robotics", by Yoram Koren , McGraw Hill
4. "Optics", by Eugene Hecht, A.R. Ganesan
5. "Handbook of Machine Vision", by Alexander Hornberg,

**Chairperson**  
**Board of Studies**

Shri Vaishnav Vidyapeeth Vishwavidyalaya

**Joint Registrar**

Shri Vaishnav Vidyapeeth Vishwavidyalaya  
Indore



*Shri Vaishnav Vidyapeeth Vishwavidyalaya, Indore*

*Think Excellence. Live Excellence.*

**B. Tech. in Mechanical Engineering**

**Reference Books:**

1. "Industrial Robotics, technology, programming and application", by Groover.M.P, Mc-Graw Hill book and co. 2012
2. "Robotics Control, sensing, vision and intelligence", by Fu.K.S , Gonzalac R.C ,Lee C.S.G, Mc- Graw Hill book co 2011.
3. "Introductory Techniques For 3D Computer Vision", by EmanueleTrucco, Alessandro Verri, First Edition, 2009
4. "Digital Image Processing Publishers", by Rafael C.Gonzales, Richard.E.Woods, Third Edition, 2007

**Chairperson**  
**Board of Studies**  
**Shri Vaishnav Vidyapeeth Vishwavidyalaya**  
**Indore**

**Joint Registrar**  
**Shri Vaishnav Vidyapeeth Vishwavidyalaya**  
**Indore**



# Shri Vaishnav Vidyapeeth Vishwavidyalaya, Indore

Think Excellence. Live Excellence.

## B. Tech. in Mechanical Engineering.

SUBJECT CODE	Category	SUBJECT NAME	TEACHING & EVALUATION SCHEME								
			THEORY			PRACTICAL		L	T	P	CREDITS
			END SEM UNIVERSITY EXAM	TWO TERM EXAM	TEACHER ASSESSMENT*	END SEM UNIVERSITY EXAM	TEACHER ASSESSMENT*				
BTME642	DES	PROCESSING OF MATERIALS	60	20	20	0	0	3	0	0	3

**Legends:** L - Lecture; T - Tutorial/Teacher Guided Student Activity; P – Practical; C - Credit;

\***Teacher Assessment** shall be based following components: Quiz/Assignment/ Project/Participation in Class, given that no component shall exceed more than 20 marks.

### Course Educational Objectives (CEOs):

To introduction with (A) Forming, (B) Extrusions (C) Forging and rolling.

### Course Outcomes (COs):

After completion of this course the students are expected to be able to demonstrate following knowledge, skills and attitudes

1. Identify various forming process.
2. Identify and determine various methods rolling processes.
3. Identify and determine various methods to forging processes.
4. Identify and determine various methods to Drawing processes.
5. Identify and determine various methods to Sheet metal forming processes.

## Syllabus

### Unit – I


Introduction to forming- types, advantages and disadvantages. Typical stress-strain diagram for ductile materials. Forming properties of metals and alloys (yield strength/flow stress, ductility, strain hardening, strain rate sensitivity, effect of temperature and hydrostatic pressure on yield strength), Strain rate effects, work of plastic deformation. Flow stress curves, Super plasticity in materials, hot working and cold working operation, Relative merits and applications.

### Unit – II

**Forging:** Open die and closed die forging, machine forging, upset forging etc., forging loads, forging die design. Estimation of forging loads for rectangular and cylindrical slugs. Forgeability Tests. Defects in forging, forging equipment – constructional features and operation.

### Unit – III

**Rolling:** Principles of rolling, Process parameters, Estimation of rolling loads by consideration of stresses. Principles of roll pass design for various product shapes. Principles of ring rolling.

  
Chairperson  
Board of Studies  
Shri Vaishnav Vidyapeeth Vishwavidyalaya  
Indore

  
Joint Registrar  
Shri Vaishnav Vidyapeeth Vishwavidyalaya  
Indore





## Shri Vaishnav Vidyapeeth Vishwavidyalaya, Indore

Think Excellence. Live Excellence.

### B. Tech. in Mechanical Engineering .

Processing maps and their applications in metal working operation. Rolling mills – Their constructional features and operation.

#### Unit – IV

**Extrusion:** Classification of extrusion processes, extrusion equipment. Hot extrusion deformation and defects in extrusion. Analysis of the extrusion processes, cold extrusion. Extrusion of tubing and production of seamless pipe and tubing.

#### Unit-V

**Sheet Metal Working:** Standard die sets, simple, compound, combination, progressive and transfer dies. Process parameters and estimation of loads in shearing, bending, deep drawing, shear spinning operations. Mechanical and hydraulic presses, relative merits and application – constructional features and operation.

**Drawing of Rods, Wires and Tubes:** Rod and wire drawing, tube drawing process, residual stresses in rod, wire and tubes.

#### Reference Books:

1. "An Introduction to the Principles of Metal Working", by Geoffery W. Rowe.
2. "Sheet working of Metal", by Eary and Reads.
3. "Manufacturing Sciences", by Amitabh Ghosh and Mallik.
4. "Manufacturing Technology", by P. N. Rao.
5. "Production Engineering", by Sharma P. C.
6. "Fundamentals of Metal Forming Processes", by, Juneja B. L, New Age International Publishers, 2010
7. "Metal Working Science and Engineering", by, Mielenk Edward M. McGraw Hill, 1991.

  
**Chairperson  
Board of Studies**

**Shri Vaishnav Vidyapeeth Vishwavidyalaya  
Indore**

  
**Joint Registrar**

**Shri Vaishnav Vidyapeeth Vishwavidyalaya**



## Shri Vaishnav Vidyapeeth Vishwavidyalaya, Indore

Think Excellence. Live Excellence.

### B. Tech. in Mechanical Engineering

SUBJECT CODE	Category	SUBJECT NAME	TEACHING & EVALUATION SCHEME								
			THEORY			PRACTICAL		L	T	P	CREDITS
			END SEM UNIVERSITY EXAM	TWO TERM EXAM	TEACHER ASSESSMENT*	END SEM UNIVERSITY EXAM	TEACHER ASSESSMENT*				
BTME 603	DCS	MECHANICAL VIBRATION	60	20	20	30	20	3	0	2	4

**Legends:** L - Lecture; T - Tutorial/Teacher Guided Student Activity; P - Practical; C - Credit;

\***Teacher Assessment** shall be based following components: Quiz/Assignment/ Project/Participation in Class, given that no component shall exceed more than 20 marks.

#### Course Educational Objectives (CEOs)

- This course provides a fundamental understanding of (A) Vibration and noise in automobiles  
(B) Design modifications to reduce the vibration and noise (C) Improve the life of components.

#### Course Outcomes (COs)

After completion of this course the students are expected to be able to demonstrate following knowledge, skills and attitudes


1. Understand free and forced vibrations of single degree freedom systems.
2. Analyze balancing problems in rotating and reciprocating machinery.
3. Understanding causes, source and types of vibrations in machineries.
4. Gaining knowledge in sources and measurement standard of noise.
5. Ability to design and develop vibrations and noise control systems.

### Syllabus

#### Unit - I

**Fundamental Aspects of Vibrations:** Definition of Vibration, main causes, advantages and disadvantages; engineering applications of vibration and noise; vector method of representing harmonic motion; characteristics of vibration, harmonic analysis and beats phenomenon, work done by harmonic forces on harmonic motion; periodic, non-harmonic functions- Fourier series analysis; evaluation of coefficients of Fourier series; elements of vibratory system; lumped and distributed parameter systems.

**Un-damped Free Vibrations:** Derivation of differential equation of motion: the energy method, the method based on Newton's second law of motion, and Rayleigh's method. Solution of differential equation of motion: Natural frequency of vibration. Systems involving angular oscillations: compound pendulum.

  
**Chairperson**  
Board of Studies  
Shri Vaishnav Vidyapeeth Vishwavidyalaya  
Indore

  
**Joint Registrar**  
Shri Vaishnav Vidyapeeth Vishwavidyalaya  
Indore





## Shri Vaishnav Vidyapeeth Vishwavidyalaya, Indore

Think Excellence. Live Excellence.

### B. Tech. in Mechanical Engineering

#### Unit - II

**Damped Free Vibrations:** Viscous damping; coefficient of damping; damping ratio; under damped, over damped and critically damped systems; logarithmic decrement; frequency of damped free vibration; Coulomb or dry friction damping; frequency, decay rate and comparison of viscous and Coulomb damping; solid and structural damping; slip or interfacial damping.

#### Unit - III

**Harmonically excited Vibration:** One degree of freedom, forced harmonic vibration vector representation of forces; excitation due to rotating and reciprocating unbalance; vibration Isolation, force and motion transmissibility; absolute and relative motion of mass (Seismic Instruments).

**Whirling Motion and Critical Speed:** Whirling motion and Critical speed: Definitions and significance. Critical – speed of a vertical, light – flexible shaft with single rotor: with and without damping. Critical speed of a shaft carrying multiple discs (without damping), Secondary critical speed.

#### Unit – IV

**Systems With Two Degrees of Freedom :** Un-damped free vibration of 2 d.o.f and Principal modes of vibration; torsion vibrations; Forced, Un-damped vibrations with harmonic excitation ; Coordinate coupling; Dynamic vibration absorber; torsion Vibration Absorber; Pendulum type of dynamic vibration.

#### Unit-V

**Noise Measurement & Control :** Noise and its causes, sound pressure / intensity / power level and their inter-relation, Decibel scale, Loudness and equal loudness contours, Effect of machine / process noise on operators, employees and local residents. Standards of noise level and exposure limit, Methods of industrial noise control, Measurement of noise, Sound spectra and octave band analysis. Background noise, weighted networks,

#### Reference Books:

1. "Mechanical Vibrations and Noise Engineering", by Ambekar A.G; Publisher: PHI
2. "Element of Vibration Analysis", by Meirovitch Leonard Publisher: TMH
3. "Text book of Mechanical Vibrations", by Dukikipati RV Srinivas J; Publisher PHI
4. "Mechanical Vibrations", by Kelly SG and kudari SK; Publisher: SchaumSeries;TMH
5. "Theory of Vibration with Applications", by Thomson, W.T publisher: C.B.S Pub & distributors

#### List of Experiments

1. To find out effect of load on natural frequency of vibrations of a lever pin supported at one end carrying adjustable load on a vertical screwed bar and spring supported at some

  
**Chairperson**  
**Board of Studies**  
Shri Vaishnav Vidyapeeth Vishwavidyalaya  
Indore

  
**Joint Registrar**  
Shri Vaishnav Vidyapeeth Vishwavidyalaya  
Indore





*Shri Vaishnav Vidyapeeth Vishwavidyalaya, Indore*

*Think Excellence. Live Excellence.*

### **B. Tech. in Mechanical Engineering**

intermediate point (i) When the dead weight of rods is neglected and (ii) when their dead weight is taken into account

2. To find out frequency of damped free vibration and rate of decay of vibration-amplitude in the system
3. To find out natural frequency and damped free frequency of a torsion pendulum and, hence to find out coefficient of damping of the oil
4. To observe the phenomenon of 'whirl' in a horizontal light shaft and to determine the critical speed of the shaft
5. To observe the mode shapes of a spring-connected, double pendulum and hence to demonstrate the phenomenon of beats.
6. To demonstrate the principle of tuned Un-damped Dynamic Vibration Absorber and to determine the effect of mass-ratio (of main and auxiliary mass) on the spread of the resulting Natural frequencies
7. To take measurements of sound Pressure Level (SPL) and to carry out octave band analysis of a machine using Noise Level Meter

**Chairperson  
Board of Studies**

Shri Vaishnav Vidyapeeth Vishwavidyalaya

**Joint Registrar**  
Shri Vaishnav Vidyapeeth Vishwavidyalaya  
Indore



## Shri Vaishnav Vidyapeeth Vishwavidyalaya, Indore

Think Excellence. Live Excellence.

### B. Tech. in Mechanical Engineering

SUBJECT CODE	Category	SUBJECT NAME	TEACHING & EVALUATION SCHEME								
			THEORY			PRACTICAL		L	T	P	CREDITS
			END SEM UNIVERSITY EXAM	TWO TERM EXAM	TEACHER ASSESSMENT*	END SEM UNIVERSITY EXAM	TEACHER ASSESSMENT*				
BTME 604	DCS	HEAT AND MASS TRANSFER	60	20	20	30	20	2	1	2	4

Legends: L - Lecture; T - Tutorial/Teacher Guided Student Activity; P - Practical; C - Credit;

\*Teacher Assessment shall be based following components: Quiz/Assignment/ Project/Participation in Class, given that no component shall exceed more than 20 marks.

#### Course Educational Objectives (CEOs):

To introduction with (A) Basic concepts of heat transfer, (B) various modes of heat transfer in detail, (C) Convection heat transfer.(D) Extended Surface

#### Course Outcomes (COs):

After completion of this course the students are expected to be able to demonstrate following knowledge, skills and attitudes


1. Students would be able to understand various modes of heat transfer.
2. Students would be able to analyses basics difference of conduction, convection and radiation.
3. Students would be able to understand significant of various dimension less no in convection.
4. Students will be able to understand concept of radiation.
5. Students would be able to explain concept of mass transfer and concentration difference.

### Syllabus

**Unit-I : Basic Concepts:** Modes of heat transfer, Fourier's law, Newton's law, Stefan Boltzmann law; thermal resistance and conductance, analogy between flow of heat and electricity, combined heat transfer process.

**Conduction:** Fourier heat conduction equation, its form in rectangular, cylindrical and spherical coordinates, thermal diffusivity, linear one dimensional steady state conduction through a slab, tubes, spherical shells and composite structures, electrical analogies, critical-insulation-thickness for pipes, effect of variable thermal conductivity.

**Unit –II : Extended surfaces (fins):** Heat transfer from a straight and annular fin (plate) for a uniform cross section; error in measurement of temperature in a thermometer well, fin efficiency, fin effectiveness, applications; Unsteady heat conduction: Transient and periodic conduction, heating and cooling of bodies with known temperatures distribution, systems with infinite thermal conductivity, response of thermocouples.

  
**Chairperson**  
Board of Studies  
Shri Vaishnav Vidyapeeth Vishwavidyalaya  
Indore

  
**Joint Registrar**  
Shri Vaishnav Vidyapeeth Vishwavidyalaya





## Shri Vaishnav Vidyapeeth Vishwavidyalaya, Indore

Think. Excellence. Live Excellence.

### B. Tech. in Mechanical Engineering

**Unit-III : Convection:** Introduction, free and forced convection; principle of dimensional analysis, Buckingham 'pie' theorem, application of dimensional analysis of free and forced convection, empirical correlations for laminar and turbulent flow over flat plate and tubular geometry; calculation of convective heat transfer coefficient using data book.

**Unit-IV : Heat exchangers:** Types- parallel flow, counter flow; evaporator and condensers, overall heat transfers coefficient, fouling factors, log-mean temperature difference (LMTD), method of heat exchanger analysis, effectiveness of heat exchanger, NTU method; Mass transfer: Fick's law, equi-molar diffusion, diffusion coefficient, analogy with heat transfer, diffusion of vapour in a stationary medium.

**Unit-V : Thermal radiation:** Nature of radiation, emissive power, absorption, transmission, reflection and emission of radiation, Planck's distribution law, radiation from real surfaces; radiation heat exchange between black and gray surfaces, shape factor, analogical electrical network, radiation shields.

**Boiling and condensation:** Film wise and drop wise condensation; Nusselt theory for film wise condensation on a vertical plate and its modification for horizontal tubes; boiling heat transfer phenomenon, regimes of boiling, boiling correlations.

#### References Books:

1. "Heat and mass transfer", by Sukhatme SP;; University Press Hyderabad
2. "Heat transfer", by Holman JP; TMH
3. "Heat and Mass Transfer", by Nag PK; TMH
4. "Heat Transfer Principles and App", by Dutta BK; PHI Learning
5. "Heat transfer"; by Mills AF and Ganesan V; Pearson
6. "Heat and Mass transfer"; by CengelYunus A; TMH
7. "Heat and Mass Transfer"; by Yadav R; Central India pub-Allahabad
8. "Heat and Mass Transfer"; by Baehr HD;Stephan K; MacMillan Pub
9. "Heat and Mass Transfer"; by Incropera FP and Dewitt DP; Wiley

#### List of Experiments

1. Conduction through a rod to determine thermal conductivity of material.
2. Forced and free convection over circular cylinder.
3. Free convection from extended surfaces.
4. Parallel flow and counter flow heat exchanger effectiveness and heat transfer rate
5. Calibration of thermocouple.
6. Experimental determination of Stefan Boltzmann constant.
7. Force convection from extended surfaces.
8. Study of various heat exchangers.

  
**Chairperson**  
Board of Studies  
Shri Vaishnav Vidyapeeth Vishwavidyalaya  
Indore

  
**Joint Registrar**  
Shri Vaishnav Vidyapeeth Vishwavidyalaya  
Indore





## Shri Vaishnav Vidyapeeth Vishwavidyalaya, Indore

Think Excellence. Live Excellence.

### B. Tech. in Mechanical Engineering

SUBJECT CODE	Category	SUBJECT NAME	TEACHING & EVALUATION SCHEME								
			THEORY			PRACTICAL		L	T	P	CREDITS
			END SEM UNIVERSITY EXAM	TWO TERM EXAM	TEACHER ASSESSMENT*	END SEM UNIVERSITY EXAM	TEACHER ASSESSMENT*				
BTME 605	DCS	DESIGN & OPTIMIZATION	60	20	20	30	20	3	0	2	4

**Legends:** L - Lecture; T - Tutorial/Teacher Guided Student Activity; P - Practical; C - Credit;

\*Teacher Assessment shall be based following components: Quiz/Assignment/ Project/Participation in Class, given that no component shall exceed more than 20 marks.

#### Course Educational Objectives (CEOs)

To develop fundamental knowledge for (A) Analysis and design gear systems, (B) Internal Combustion engine components and (C) Engineering Design Optimization.

#### Course Outcomes (COs)

After completion of this course the students are expected to be able to demonstrate following knowledge, skills and attitudes

1. Design gears of various types.
2. Engineering Design Optimization.
3. Design of Power Screw and Threaded Joints
4. Design IC engine components and miscellaneous components- flywheels, crane hook, machine frame.


### Syllabus

#### Unit – I

**Introduction:** Philosophy, Design Procedure, design considerations (strength, manufacturing, maintenance, environment, economics and safety), Engineering Materials- Classification and properties, Material selection in Machine Design, IS coding of steels and Cast Irons, Simple & Compound stresses in machine elements, Theories of failures, factor of Safety.

#### Unit – II

**Design of Power Screw and Threaded Joints:** Forms of thread, Single and Multiple threaded screw, Terminology of power screw, Torque requirement of lifting/lowering, Self-locking, Efficiency of threads, coefficient of friction, design of screw and nut. Basic types of screw fastening, Cap and Set screw, Bolt of Uniform strength, locking devices, Terminology of Screw thread, Bolted Joint: Simple and Eccentric loading, Torque requirement for bolt tightening, Design of turnbuckle, Elastic analysis of bolted joints.

  
Chairperson  
Board of Studies  
Shri Vaishnav Vidyapeeth Vishwavidyalaya  
Indore

  
Joint Registrar  
Shri Vaishnav Vidyapeeth Vishwavidyalaya  
Indore



## Shri Vaishnav Vidyapeeth Vishwavidyalaya, Indore

Think Excellence. Live Excellence.

### B. Tech. in Mechanical Engineering

#### Unit - III

**Gear Design:** Definition of gears, Classification of gears, Law of gearing, gear terminology, Lewis and Buckingham equations; wear and dynamic load consideration, Design & force analysis of spur, helical, bevel & worm gears.

#### Unit - IV

**IC Engine Components:** General design considerations in I C engines, Design of cylinder and Cylinder head, Design of piston, Design of connecting rod, Design of crankshaft and Design of valve-gear mechanism.

**Design of Miscellaneous Components:** Design of Pressure vessel, flywheels, crane hook, C-clamp, machine frame etc.

#### Unit-V


**Engineering Design Optimization:** Introduction to optimization Terminology; Optimization problem statement; Iterative optimization Existence and uniqueness of solutions; Necessary and sufficient conditions **Functions of a single variable:** Interpolation methods, Elimination methods.

#### Reference Books:

1. "Shigley's Mechanical Engineering Design", by R G Budynas, and K J Nisbett; Publisher: McGraw-Hill.
2. "Design of Machine Elements", by V B Bhandari; Publisher: McGraw Hill.
3. "Machine Design: An Integrated Approach", by R L Norton; Publisher: Pearson.
4. "Vehicular Engine Design", by K Hoga, B Dondlinger; Publisher: Springer.
5. "Machine Elements in Mechanical Design", by Robert, L. Mott; Publisher: Macmillan Publishing Co., London, 1992
6. "Machine Design: Fundamentals and Applications", by P C Gope; Publisher: PHI
7. "Handbook of Gear design", by Maitra, G.M; Publisher: Tata McGraw Hill, 1988

#### List of Experiments

1. Design of Spur Gear & Helical Gears.
2. Design of Bevel Gear & Worm gear.
3. Design of IC engine components.
4. Design of Power Screw and Threaded Joints.
5. Design of crankshaft, Pressure vessel, flywheels.
6. Design of valve-gear mechanism.
7. Study of Engineering Design Optimization techniques.

  
Chairperson  
Board of Studies  
Shri Vaishnav Vidyapeeth Vishwavidyalaya  
Indore

  
Joint Registrar  
Shri Vaishnav Vidyapeeth Vishwavidyalaya  
Indore



## B. Tech. in Mechanical Engineering

SUBJECT CODE	Category	SUBJECT NAME	TEACHING & EVALUATION SCHEME								
			THEORY			PRACTICAL		L	T	P	CREDITS
			END SEM UNIVERSITY EXAM	TWO TERM EXAM	TEACHER ASSESSMENT*	END SEM UNIVERSITY EXAM	TEACHER ASSESSMENT*				
BTME606	DS	SIMULATION OF MECHANICAL SYSTEM LAB	0	0	0	0	40	0	0	4	2

**Legends:** L - Lecture; T - Tutorial/Teacher Guided Student Activity; P – Practical; C - Credit;

\***Teacher Assessment** shall be based following components: Quiz/Assignment/ Project/Participation in Class, given that no component shall exceed more than 20 marks.

### Course Educational Objectives (CEOs)

(A) Ability to recognize modeling and identification concepts as related to mechanical systems. (B) Make use of modern modeling tools to represent mechanical systems. (C) Understand various techniques of simulation. (D) Develop the skills of modeling and simulation using various software / programming languages. (E) Apply modeling and simulation techniques to simulate industrial systems using software packages

### Course Outcomes (COs)

After completion of this course the students are expected to be able to demonstrate following knowledge, skills and attitudes

1. Have knowledge of modeling and simulation using various software / programming languages.
2. Ability to get experience on modeling software's such as CREO.
3. Ability to simulate the physical behavior of systems using ANSYS, MATLAB & Simulink.
4. Ability to analyze results obtained from these simulation tools.

## Syllabus

### Unit - I

**Modeling Basics:** Models, modeling purpose, objectives and examples of models

**Principles of Physical Modeling:** Concept of System and environment, basic relationship, Continuous and discrete systems, Linear and non-linear systems, stochastic activities, Bond Graphs.

### Unit - II

**Computer Aided Modeling:** Solid modeling of component using Creo, finite element modeling using ANSYS. Static and Dynamic models, Estimating Transient Response, Spectra and Frequency Functions, Parameter Estimation in Dynamic Models, System Identification as a Tool for Model Building.





## **B. Tech. in Mechanical Engineering**

### **Unit - III**

**Basic Simulation Modeling:** Role of simulation in model evaluation and studies, advantages of simulation.

**System Simulation:** Techniques of simulation, Monte Carlo method, Experimental nature of simulation, Numerical computation techniques.

### **Unit - IV**

**System Simulation and Its Types:** Continuous system models, Analog and Hybrid simulation, Feedback systems, Computers in simulation studies, Simulation software packages.

**System Dynamics:** Growth and Decay models, Logistic curves, System dynamics diagrams.

### **Unit-V**

**Simulation of Mechanical Systems:** Building of Simulation models, simulation of translational and rotational mechanical systems, Simulation of electro mechanical, thermo - mechanical, hydraulic & pneumatic elements. Case studies related to industrial problems.

### **Reference Books:**

1. *“Advanced Dynamics: Modeling and Analysis”*, by D'Souza, A.F., and Garg, V.K, Prentice-Hall.
2. *“Modeling and Simulation with HDL”*, by George Pelz, John Wiley & Sons Ltd.
3. *“Modelling Analysis and Control of Dynamic Systems”*, by W.J. Palm, John Wiley.
4. *“Practical Finite Element Analysis (Finite to infinite)”*, by Nitin S. Gokhale, Sanjay S. Deshpande, Dr. Anand N. Thite. *“System Simulation”*, Gordon, G; Prentice Hall.
5. *“Modeling of Dynamic Systems”*, by Lennart, L. and Torkel, G., Prentice Hall.
6. *“Mathematical Modeling for Design of Machine Components”*, by Bhonsle, S.R., and Weinmann, K.J., Prentice Hall.
7. *“Bond Graph in Modeling, Simulation and Fault Identification”*, by Mukherjee, A., Karmaker, R. and Samantaray, A.K., I & K International.
8. *“Systems Modelling & Analysis”*, by I.J. Nagarath & M. Gopal, Tata McGraw Hill.

### **List of Experiments**

1. Introduction to CAD(CREO) and FEM analysis software package(ANSYS)
2. Solid modeling of structural components using CREO.
3. Introduction to 2D and 3D Meshing.
4. Finite element analysis of structural component using ANSYS.
5. Static structural analysis of machine component using ANSYS.
6. Modal analysis of machine component using ANSYS
7. Nonlinear structural analysis using ANSYS.
8. Static thermal analysis using ANSYS.



*Shri Vaishnav Vidyapeeth Vishwavidyalaya, Indore*

Think Excellence. Live Excellence.

## **B. Tech. in Mechanical Engineering**

9. Transient thermal analysis using ANSYS.
10. Transient analysis of vibrating system ANSYS.
11. Introduction to durability analysis of Mechanical component using ANSYS.
12. Introduction to rigid body dynamic analysis using ANSYS.
13. Introduction to Topology optimization and Structure/Weight Optimization.
14. MATLAB tutorial for simulation of various mechanical systems.

  
Chairman  
Board of Studies  
Shri Vaishnav Vidyapeeth Vishwavidyalaya

  
Joint Registrar  
Shri Vaishnav Vidyapeeth Vishwavidyalaya  
Indore



*Shri Vaishnav Vidyapeeth Vishwavidyalaya, Indore*

*Think Excellence. Live Excellence.*

**B. Tech.in Mechanical Engineering**

SUBJECT CODE	Category	SUBJECT NAME	TEACHING & EVALUATION SCHEME								
			THEORY			PRACTICAL		L	T	P	CREDITS
			END SEM UNIVERSITY EXAM	TWO TERM EXAM	TEACHER ASSESSMENT*	END SEM UNIVERSITY EXAM	TEACHER ASSESSMENT*				
BTME607	DS	ROBOTRONICS LAB	0	0	0	0	50	0	0	4	2

**Legends:** L - Lecture; T - Tutorial/Teacher Guided Student Activity; P – Practical; C - Credit;

\***Teacher Assessment** shall be based following components: Quiz/Assignment/ Project/Participation in Class, given that no component shall exceed more than 20 marks.

**Course Educational Objectives (CEOs):**

To make the students to learn about the mechanical engineering aspects of Robots and their application.

**Course Outcomes (COs):**

After completion of this course the students are expected to be able to understand the

1. Basics of robots
2. Industrial robots: Structure and applications.
3. Robot kinematics, coordinate frames
4. Control systems for motion control and control of interaction forces.
5. Robot Dynamics and Robot Vision.
6. Industrial application of robots.

**Syllabus**

**Unit -I**

Introduction to Robotics Evolution of Robots and Robotics, Laws of Robotics, What is and what is not a Robot, Robot Anatomy, Human Arm Characteristics, The Future Prospects, Notations.

**Unit -II**

Coordinate Frames, Mapping and Transforms Coordinate Frames, Description of Objects in Space, Transformation of Vectors, Inverting a Homogeneous Transform, Fundamental Rotation Matrices.

**Unit -III**

Symbolic Modeling of Robots, Direct Kinematic Model Mechanical Structure and Notations, Description of Links and Joints, Kinematic Modeling of the Manipulator, Kinematic Relationship between Adjacent Links.

  
**Chairperson**  
Board of Studies  
Shri Vaishnav Vidyapeeth Vishwavidyalaya  
Indore

  
**Joint Registrar**  
Shri Vaishnav Vidyapeeth Vishwavidyalaya  
Indore





# *Shri Vaishnav Vidyapeeth Vishwavidyalaya, Indore*

*Think Excellence. Live Excellence.*

## **B. Tech.in Mechanical Engineering**

### **Unit -IV**

Robotic Sensors and Vision the Meaning of Sensing, Sensors in Robotics, Kinds of Sensors used in Robotics, Process of Imaging, Architecture of Robotic Vision Systems, Image Acquisition, Description of Other components of Vision System, Image Representation, Image Processing.

### **Unit - V**

Robot Applications- Industrial Applications, Material Handling, Processing Applications, Assembly Applications, Inspection Application, Principles for Robot Application and Application Planning, Justification of Robots, Robot Safety, Non-Industrial Applications, Robotic application for sustainable Development.

### **Reference Books:**

1. "Robotics & Control", by R.K. Mittal & I.J. Nagrath – TMH Publications
2. "Robotics for engineers", by Yoram Korean- McGrew Hill Co.
3. "Industrial Robotics Technology programming and Applications", by M.P.Groover, M.Weiss, R.N.Nagel, N.G.Odrey
4. "Robotics Control Sensing, Vision and Intelligence", by K.S.Fu, R.C.Gonzalez, C.S.G.Lee- McGrew hill Book co.
5. "Kinematics and Synthesis of linkages", by Hartenberg and Denavit – McGrew Hill Book Co.
6. "Kinematics and Linkage Design", by A.S. Hall – Prentice Hall
7. "Kinematics and Dynamics of Machinery", by J.Hirchhorn – McGrew Hill Book Company.

### **List of Experiments:**

1. To study the parts of robot and classification of robots.
2. To perform the Robot programming exercise for Pick and Place operation.
3. Design modeling and analysis of two different types of grippers
4. To study the Robot path planning using Robotic simulation software.
5. Demonstration of robot with 2 DOF, 3 DOF, 4 DOF etc.
6. Two case studies of applications in industry.

Chairperson  
Board of Studies

Shri Vaishnav Vidyapeeth Vishwavidyalaya  
Indore

Joint Registrar  
Shri Vaishnav Vidyapeeth Vishwavidyalaya  
Indore



*Shri Vaishnav Vidyapeeth Vishwavidyalaya, Indore*

*Think Excellence. Live Excellence.*

**B. Tech. in Mechanical Engineering**

SUBJECT CODE	Category	SUBJECT NAME	TEACHING & EVALUATION SCHEME								
			THEORY			PRACTICAL		L	T	P	CREDITS
			END SEM UNIVERSITY EXAM	TWO TERM EXAM	TEACHER ASSESSMENT*	END SEM UNIVERSITY EXAM	TEACHER ASSESSMENT*				
ML601	ODS	TECHNICAL COMMUNICATION AND SOFT SKILLS	0	0	10	0	0	2	0	0	2

**Legends:** L - Lecture; T - Tutorial/Teacher Guided Student Activity; P - Practical; C - Credit;

**\*Teacher Assessment** shall be based following components: Quiz/Assignment/ Project/Participation in Class, given that no component shall exceed more than 20 marks.

**Course Educational Objectives (CEOs)**

(A) To give students introduction of Information design and development (B) To provide students understanding of Technical writing (C) To introduce students to carrier planning (D) To make student aware of Ethics in Industries.

**Course Outcomes (COs)**

After completion of this course the students are expected to be able to demonstrate following knowledge, skills and attitudes

1. Design different technical documents.
2. To set goals for carrier planning.
3. To correlate Ethics with Industrial environment.

**Syllabus**

**Unit - I**

**Information Design and Development:** Different kinds of technical documents, Information development life cycle, Organization structures, factors affecting information and document design, Strategies for organization, Information design and writing for print and for online media.

**Unit - II**

**Technical Writing, Grammar and Editing:** Technical writing process, forms of discourse, Writing drafts, and revising, Collaborative writing, creating indexes, technical writing style and language. Basics of grammar, study of advanced grammar, editing strategies to achieve appropriate technical style, Introduction to advanced technical communication, Usability, Human factors, Managing technical communication projects, time estimation, Single sourcing, Localization.

**Chairperson**  
**Board of Studies**  
Shri Vaishnav Vidyapeeth Vishwavidyalaya  
Indore

**Joint Registrar**  
Shri Vaishnav Vidyapeeth Vishwavidyalaya





*Shri Vaishnav Vidyapeeth Vishwavidyalaya, Indore*

*Think Excellence. Live Excellence.*

## **B. Tech. in Mechanical Engineering**

### **Unit - III**

**Self-Development and Assessment:** Self-assessment, Awareness, Perception and Attitudes, Values and belief, Personal goal setting, career planning, Self-esteem.

### **Unit - IV**

**Communication and Technical Writing:** Public speaking, Group discussion, Oral; presentation, Interviews, Graphic presentation, Presentation aids, Personality Development. Writing reports, project proposals, brochures, newsletters, technical articles, manuals, official notes, business letters, memos, progress reports, minutes of meetings, event report.

### **Unit-V**

**Ethics:** Business ethics, Etiquettes in social and office settings, Email etiquettes, Telephone Etiquettes, Engineering ethics, Managing time, Role and responsibility of engineer, Work culture in jobs, Personal memory, Rapid reading, Taking notes, Complex problem solving, Creativity.

### **Reference Books:**

1. "Guide to writing as an Engineer", by David F. Beer and David McCurry, John Willey, New York, 2004
2. "Pocket Style Manual", by Diane Hacker, Bedford Publication, New York, 2003. (ISBN0312406843)
3. "You Can Win", by Shiv Khera, Macmillan Books, New York, 2003.
4. "Technical Communications", by Raman Sharma, Oxford Publication, London, 2004
5. "Business Correspondence and Report Writing, Sharma", by R. and Mohan, K. TMH New Delhi 2002

**Chairperson  
Board of Studies**

**Shri Vaishnav Vidyapeeth Vishwavidyalaya  
Indore**

**Joint Registrar**  
**Shri Vaishnav Vidyapeeth Vishwavidyalaya**